

W Band Broadband Power Amplifier



Product Overview

AT-PA-90110-1217Y is power amplifier with +17dBm output power in the frequency of 90-110GHz. The DC power requirement is +5V/0.95A. The module is with a standard WR-10 waveguide.

The power amplifier has high gain, high linearity, low input/output return loss and flat gain response.

More information, please visit www.atmicrowave.com

Advantages

- ✓ Frequency: 90-110GHz
- ✓ Psat:+17dBm
- ✓ Small signal gain: 12dB
- ✓ Single Power Supply

Application

- ✓ W band Imaging
- ✓ FOD (Foreigner Objects Debris)
- ✓ Test Equipment
- ✓ ROF (RF Over Fiber)
- ✓ Radar System

Key Features

Parameter	Min	Typical	Max
Frequency		90-110GHz	
Gain	10	12dB	
Drain Supply		+5V	+8V
Quiescent Current/A		0.95A	
Psat Current/A		1.2A	
P1Db		+15 dBm	
Psat		+17dBm	
Input Return Loss		-8dB	
Output Return Loss		-8dB	
Spec Temp		25C	





AT-PA-90110-1217Y

90-110GHz Power Amplifier, Psat=+17dBm

Mechanical Information

Item	Description
Input Port	WR-10
Output Port	WR-10
Case Material	Copper
Finish	Gold Plated
Weight (Without Heatsink)	128g
Size:	50X25X20 mm

Absolute Maximum Ratings Table

Parameter	Value
Drain Supply	+9V
RF Input Power	+15dBm
Operating Temperature	0 to +50C
Storage Temperature	-65 to +150C

Notes:

1. Datasheet may be changed according to update of MMIC, Raw materials , process, and so on.
2. This data is only for reference, not for guaranteed specifications.

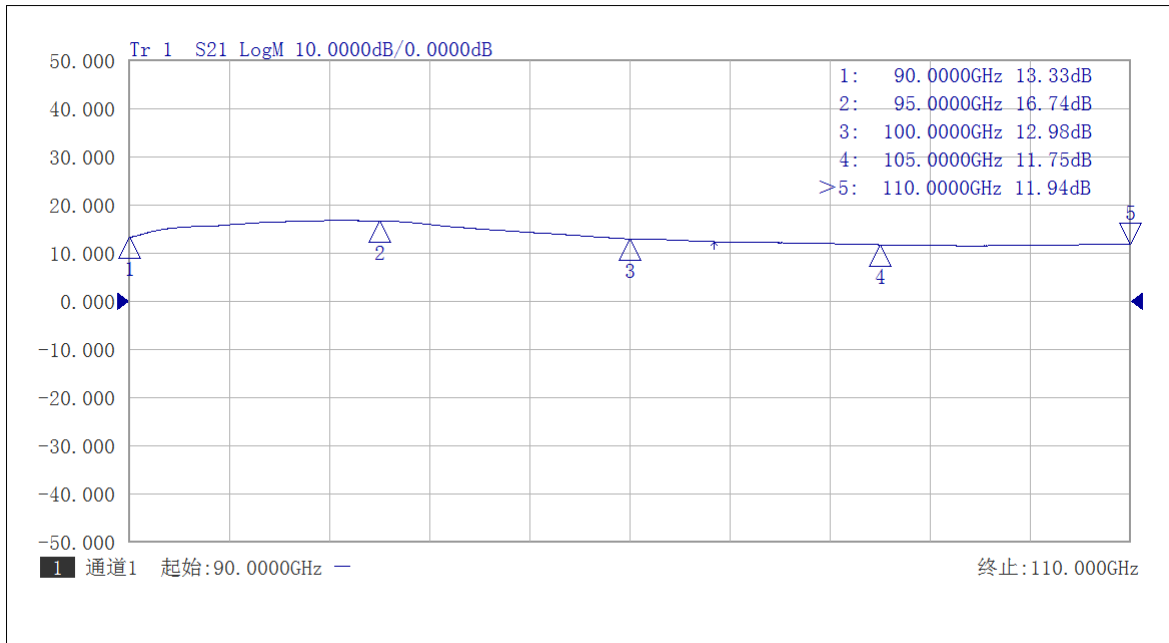
Please contact AT Microwave team to make sure you have the most current data.

Part Number Selection Guide

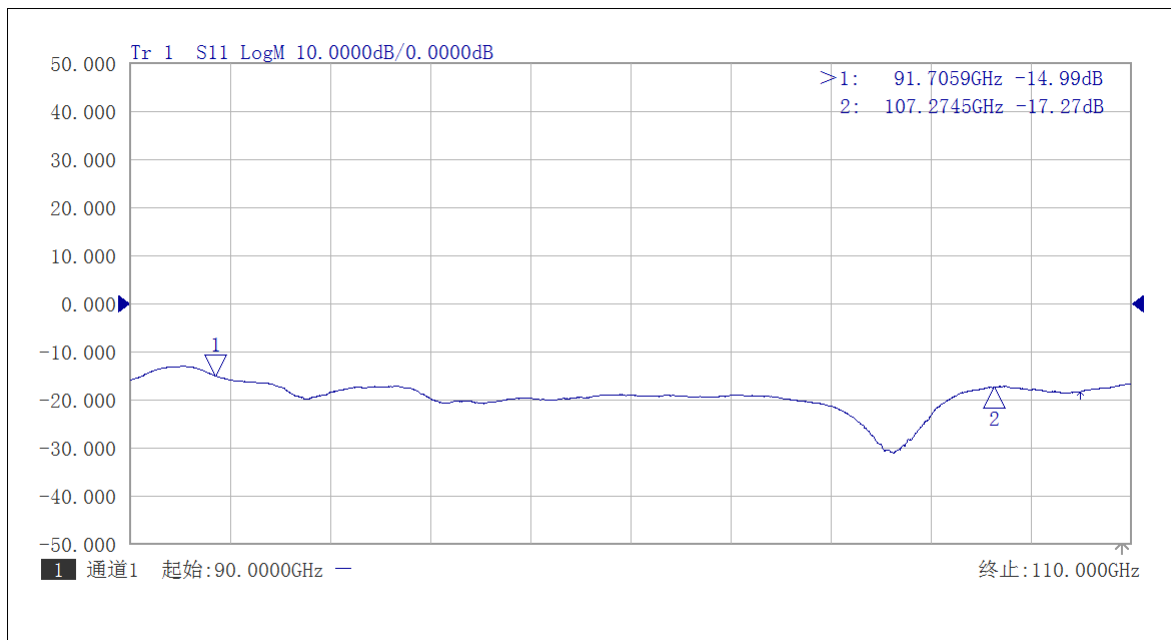
Item	Description
PN	Stand Module with DC Power Supply
PN-LCBT	L ow Cost, C ompact B ench- T op, +220V Supply with AC/DC Adapter



Test Data:



Gain vs Frequency



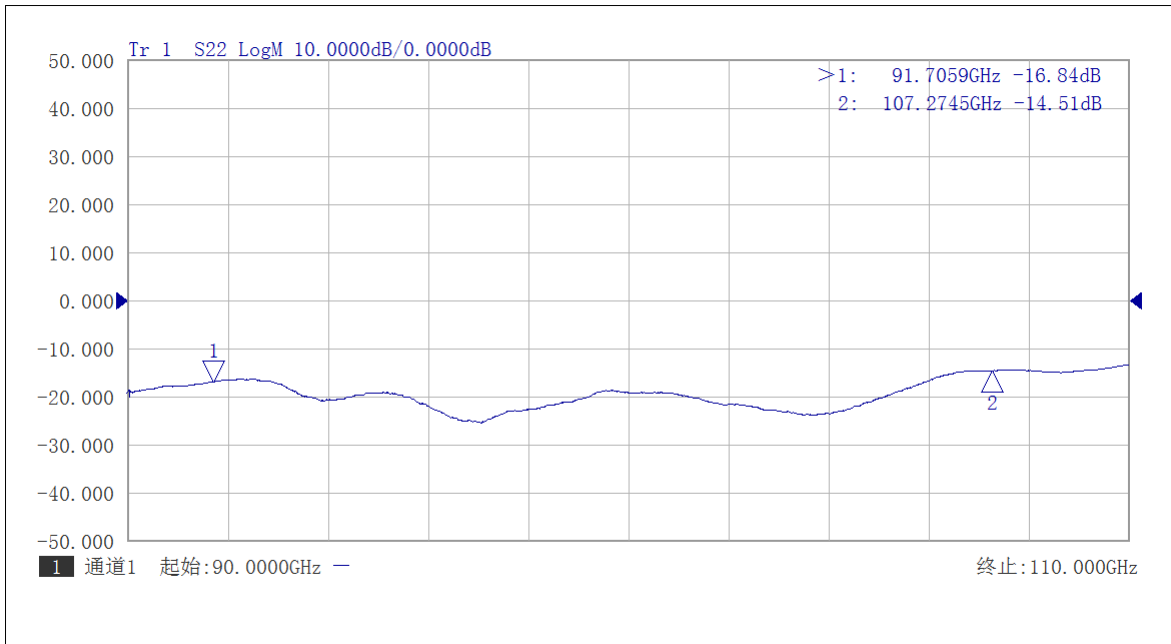
Input Return Loss vs Frequency



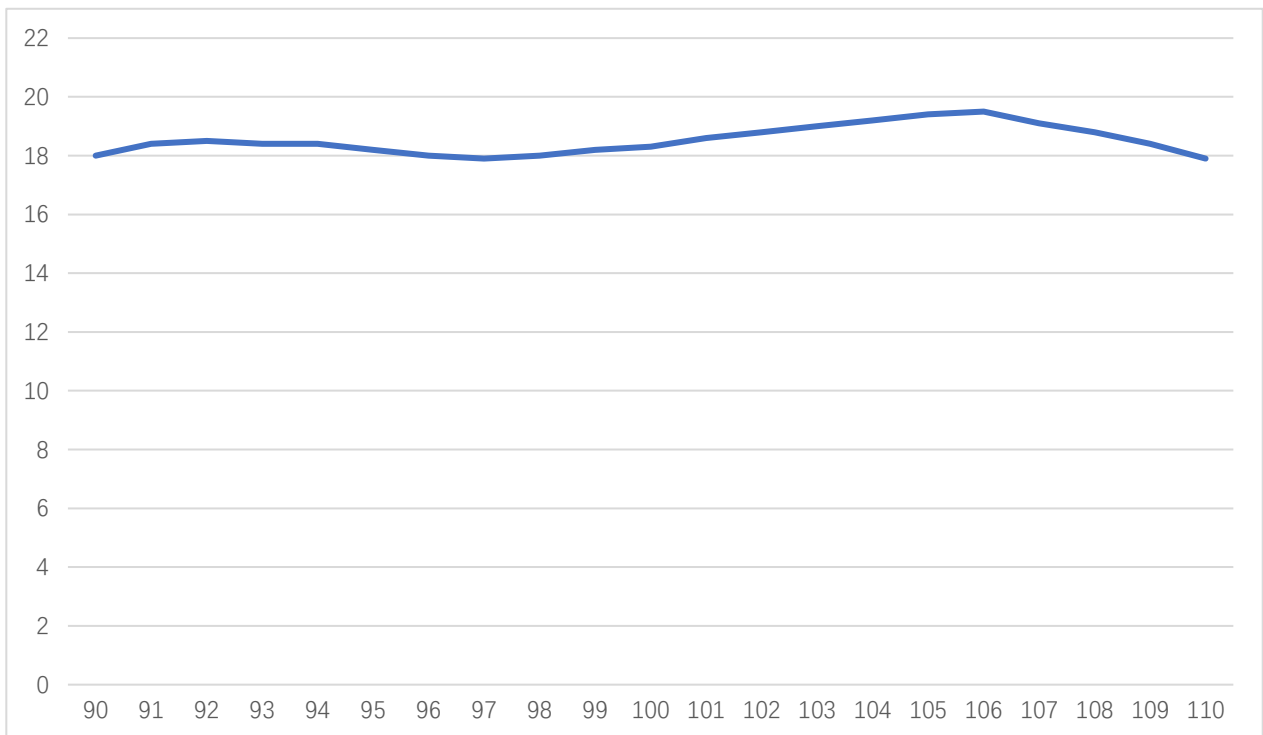


AT-PA-90110-1217Y

90-110GHz Power Amplifier, Psat=+17dBm



Output Return Loss vs Frequency



Psat vs Frequency



Dimension: (unit in mm)

